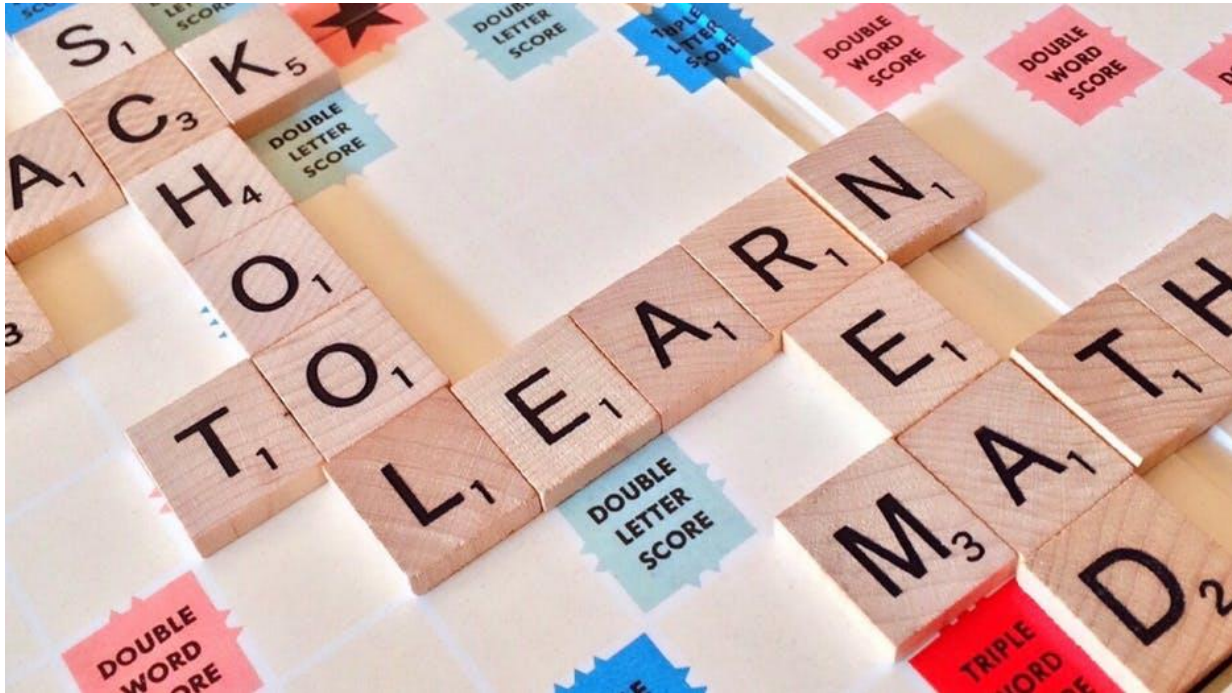




CLIL = CONTENT & LANGUAGE INTEGRATED LEARNING or...



Benefits

- ✓ Natural way to learn
- ✓ Real context
- ✓ Engagement & motivation
- ✓ Time-efficient
- ✓ 21st century skills



21st Century Skills

2 As

Autonomy
Assessment

5 Cs

Communication
Collaboration
Critical Thinking
Cultural Awareness
Creativity

1 D

Digital Literacy



Creativity




Creativity

Arthur Koestler's *BISOCIATION*

“the ability to make connections between two previously unrelated ideas or contexts”

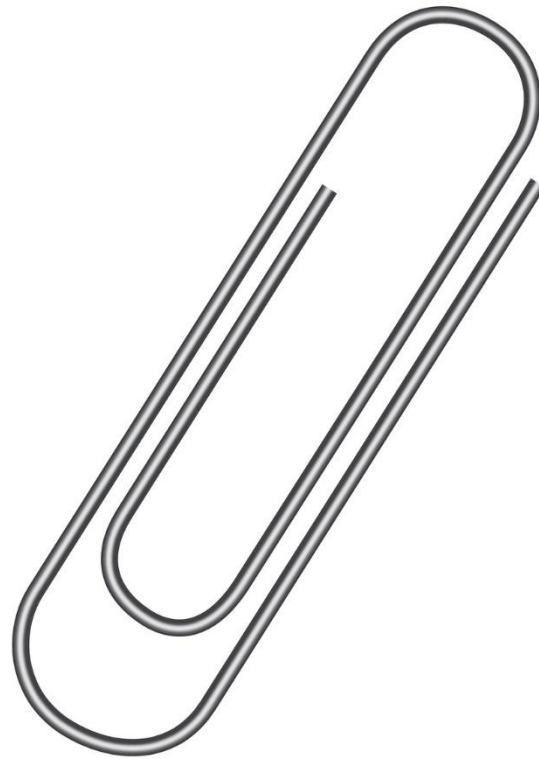
Big 'C' creativity



Little 'c' creativity



How creative are you?



Creativity in the classroom

- ✓ Creative learning environment
- ✓ Control over learning
- ✓ Balance of structure and freedom
- ✓ Be playful
- ✓ Work on display
- ✓ T-S: mutual respect, dialogue, flexibility
- ✓ S-S: collaboration, peer assessment



Howard Gardner's Model of Multiple Intelligences

- ✓ Verbal-Linguistic Intelligence (Word Smart)
- ✓ Logical-Mathematical Intelligence (Maths Smart)
- ✓ Spatial Intelligence (Picture Smart)
- ✓ Musical Intelligence (Music Smart)
- ✓ Bodily-Kinesthetic Intelligence (Body Smart)
- ✓ Naturalistic-Environmentalist Intelligence (Nature Smart)
- ✓ Interpersonal Intelligence (People Smart)
- ✓ Intrapersonal Intelligence (Self-Smart)





Linguistic	Logical-Mathematical	Spatial	Interpersonal
Word games	Word puzzles	Shape puzzles	Pair work
Reading games	Reading puzzles	Mind maps	Group work
Writing games	Writing puzzles	Drawing	Brainstorming
Storytelling	Logical problem solving	Visualizations	Peer teaching
Show and tell	Computer games	Diagrams	Dialogues
Role-play	Number puzzles	Constructing models	Interviews
Using puppets	Classifying	Maps and coordinates	Surveys
Tongue twisters	Ranking	Drawing	
Crosswords/Anagrams	Sequencing/Ordering	Learning from videos	
Musical	Bodily-Kinesthetic	Naturalist	Intrapersonal
Songs	TPR	Patterns	Learning diaries
Action rhymes	Craftwork	Classifying	Reflection
Chants	Dancing	Sorting	Creative writing
	Physical activities	Nature projects	Project work
	Action rhymes, songs, games		Personal goal-setting



✓ Family tree




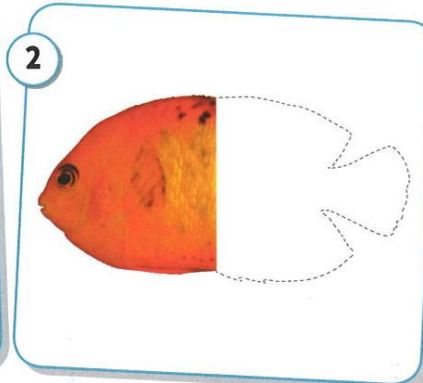

Make a poster about your family.
Tell the class about your poster.



13



Complete the pictures. Then say.



ZOO

AQUARIUM

SAFARI

HERBARIUM

BOTANICAL GARDEN



✓ Make a collection and display

✓ Class music chart



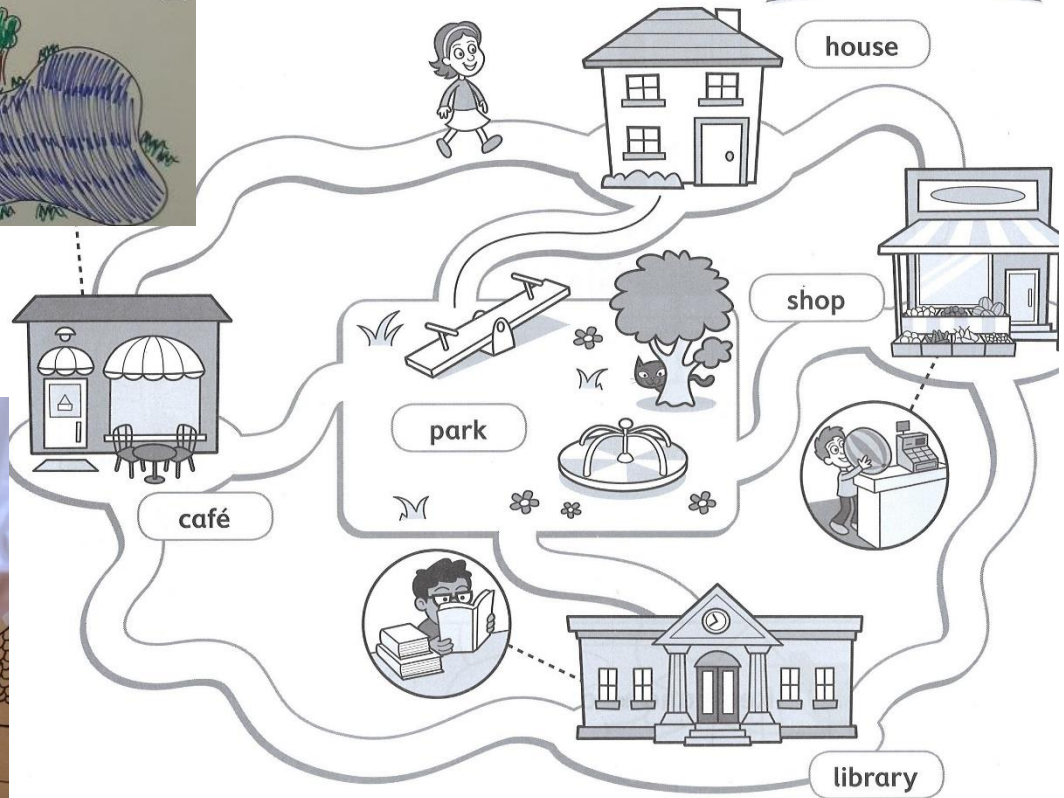
Listen and number.

Song.....





Read. Then listen and draw.



✓ Map or cardboard city



Pearson

<http://getdrawings.com/roadmap-drawing>


<https://keriene.wordpress.com/2012/06/07/cardboard-city/>

Equation race

- ✓ 2 groups standing in 2 lines
- ✓ T says an equation
- ✓ Pupils in front answer
- ✓ The first to answer sits down
- ✓ The second returns to the back of his/her line
- ✓ The first group with nobody standing in the line wins

15  What do you know?







16  Count and write. Then listen and check your answers.



+ (plus)



- (minus)

= (equals)

1  +  =

2  -  =

3  +  =




4  -  =

13



Match. Then say.

✓ Play with shadows



Pearson

✓ Play with shadows


Animals



dog



cat




rabbit



parrot



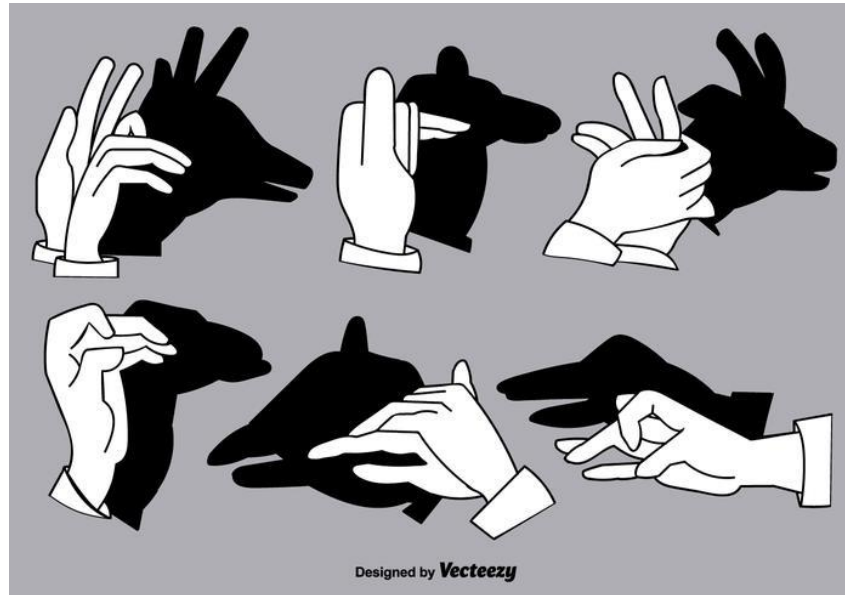
mouse



tortoise



frog




✓ Cooking in the classroom

PROJECT



Draw or find pictures. Make a poster of your favourite meals.



PROJECT

**Make a healthy food plate.
Talk to a friend.**

- 1 **Think** about healthy food.
- 2 **Draw** or find examples of healthy food.
- 3 **Make** a healthy food plate.
- 4 **Talk** about your food plate.



13 Work in groups. Choose some actions for an exercise routine.



Clap your hands.



Jump.



Stamp your feet.



Wave your arms.



Move your head.



Dance.



Touch your toes.



Shake your body.



Pull.



Push.



Hop.



Jump rope.

14  Listen. Show the class your exercise routine.






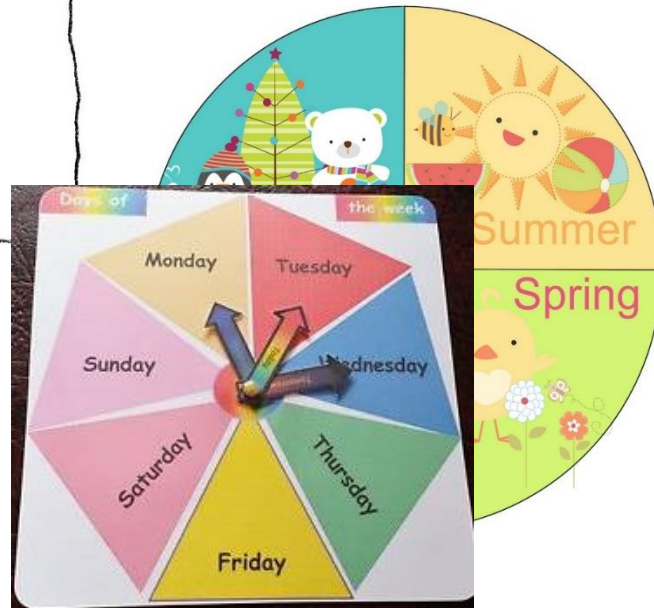

✓ Create an exercise routine

✓ Weather wheel



Make a weather chart. Write the days of the week.

Monday	Tuesday	Wednesday	Thursday	Friday
				
Sunny	Cloudy	windy		



<https://www.youtube.com/watch?v=n5deIWQigrk>


https://myelitedetail.us/clipart/season-clipart-spring-weather_358715.html

<https://www.ebay.co.uk/itm/DAYS-OF-THE-WEEK-WHEEL-TODAY-TOMORROW-YESTERDAY-SPECIAL-NEEDS-FIRST-LEARN-/132344467871>



Listen and point. Then say.

SCIENCE




✓ Masks and drama

✓ Playing with shapes

12



Listen and point. Then say.



Paul Klee's Senecio





https://www.firstpalette.com/Craft_themes/Colors/Potato_Stamps/Potato_Stamps.html


<http://uk.phaidon.com/agenda/art/articles/2017/june/29/how-paul-klee-remained-creative-until-the-end/>

✓ Students becoming artists

Cubism
Pointilism...

19  1:18 Look and read. Do you like the pictures? Why?

A  This picture is by Auguste Renoir, an artist from France (1841 to 1919). It is in warm colours.



B  This picture is by Vincent van Gogh, an artist from the Netherlands (1853 to 1890). It is in cool colours.



✓ How does it make you feel?

How does number 3 make you feel?

It makes me feel sad.



PROJECT

Make a feelings box.

- 1 **Find** a shoe box and decorate it.
- 2 **Collect** things that make you feel happy, sad, scared...
- 3 **Write** about your feelings. Stick notes on the things.
- 4 **Share** your feelings box with your class.

✓ Life cycle

16



Listen and read. Then match.



a

butterflies

- 1 First, there are small eggs.
 - 2 Next, there are caterpillars. They've got a lot of legs.
 - 3 Then there are cocoons.
- Finally, there are butterflies. They've got wings with many colors. They're pretty.



b

cocoons



d

caterpillars



PROJECT

Make a butterfly life cycle wheel. Talk to a friend.

- 1 Think about the life cycle of a butterfly.
- 2 Prepare and draw each stage.
- 3 Make a butterfly life cycle wheel.
- 4 Talk about the butterfly life cycle.

Cool camouflage for chameleons!

chameleons are one of the strangest animals in the world. There are 160 kinds of chameleons and many can change colour. Here are some more facts about them.

Size: They are sometimes smaller than your . Some are longer than your . Females are often smaller than males.

Body: They have got very long and their feet have got . They are very good at climbing.

Colour: chameleons are very clever - they use colour to show how they or to hide. They can change colour when they are scared, angry, hot or cold. For example, a panther chameleon turns red when it is angry.

Places: A lot of chameleons live in Madagascar in Africa. Some live in India, too. They like hot, places.

Food: chameleons eat and they are good at catching flies with their long tongues. Some big chameleons can eat small .

Lifespan: They usually live for to years. They live longer when they are kept as pets than in the wild.



MINI PROJECT

22

Find out about an interesting animal.



Pearson

ARM

FINGER

BIRDS

FIVE

CLAWS

INSECTS

DRY

TEN

FEEL

TONGUES



Size: They are sometimes smaller than your finger. Some are longer than your arm! Females are often smaller than males.

Body: They have got very long tongues and their feet have got claws. They are very good at climbing.

Colour: chameleons are very clever - they use colour to show how they feel or to hide. They can change colour when they are scared, angry, hot or cold. For example, a panther chameleon turns red when it is angry.

Places: A lot of chameleons live in Madagascar in Africa. Some live in India, too. They like hot, dry places.

Food: chameleons eat insects and they are good at catching flies with their long tongues. Some big chameleons can eat small birds.

Lifespan: They usually live for five to ten years. They live longer when they are kept as pets than in the wild.



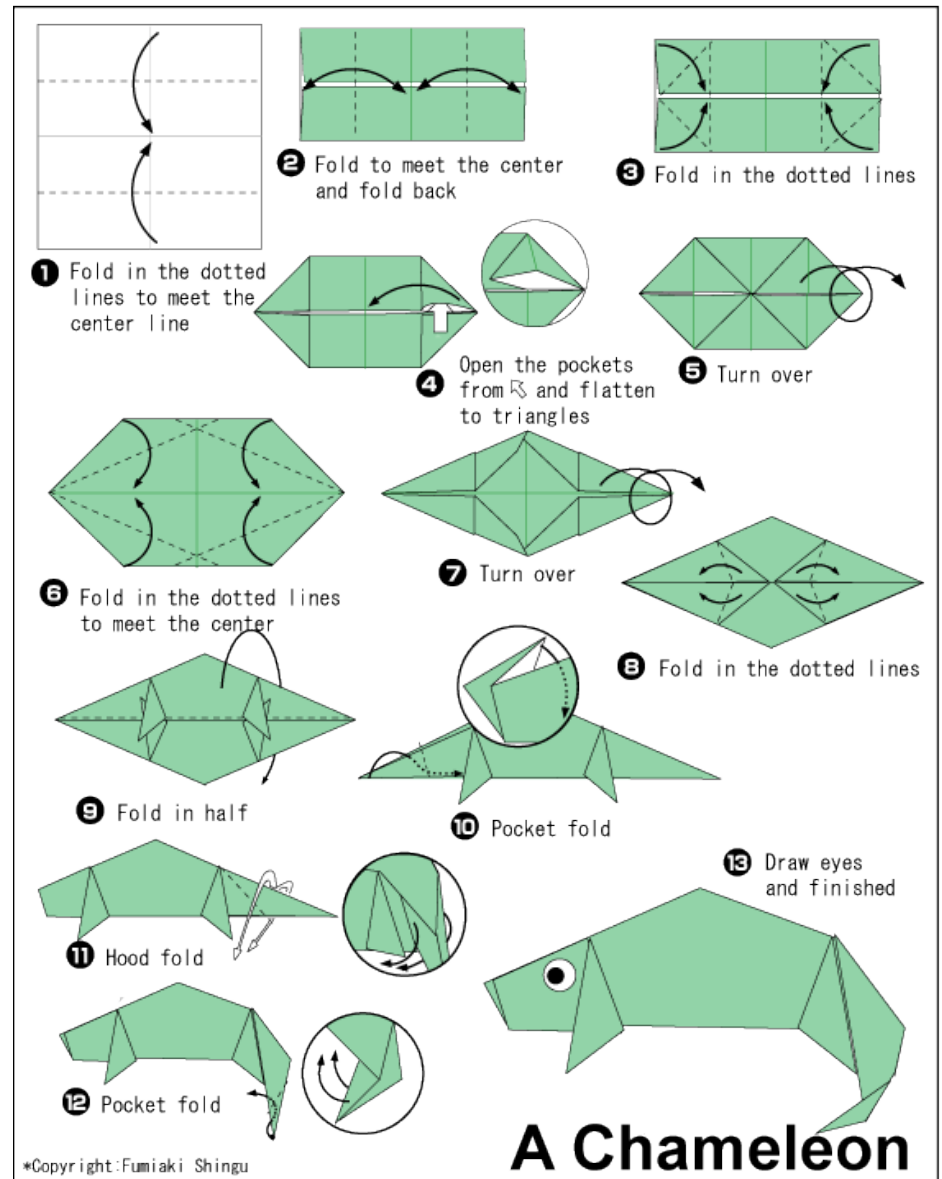
MINI PROJECT

22 Find out about an interesting animal.

- **Ideas** - Think about an interesting animal you know.
- **Plan** - Make notes about size/body/colour/ places/food/lifespan.
- **Write** - Write 1-2 sentences about each of these things.
- **Share** - Tell a classmate about your animal.



✓ Origami animals



BEACH SAFETY IN AUSTRALIA

1



Sun safety

- Put on some clothes – always wear a T-shirt or other clothes.
- Put on sun cream – always wear sun cream in the sun.
- Put on a hat – always wear a hat to cover your head in the sun.

2



Swim safety

- Swim between the red and yellow flags. This water is safe.
- Never swim near a red flag. It means the water is dangerous.
- Always swim near the beach. Don't swim far away.

3

Surf safety

- Always surf between the surfing signs.
- Always stay with your surfboard.
- Never surf between blue flags.



MINI PROJECT



Pearson

✓ Mime and guess

Take-away

- ✓ Multiple Intelligences
- ✓ Playful environment
- ✓ Be a role-model
- ✓ Offer choice
- ✓ Framework and constraints
- ✓ Collect material and ideas



References

Brewster, Ellis, Girard (2002) *The Primary English Teacher's Guide*. Harlow: Pearson Education Limited.

<https://www.english.com/blog/content-and-language-integrated-learning/>

<https://www.english.com/blog/teaching-young-learners/>

<https://theconversation.com/how-to-promote-creativity-in-the-classroom-51838>

<https://99u.adobe.com/articles/7160/test-your-creativity-5-classic-creative-challenges>

https://www.teachingenglish.org.uk/sites/teacheng/files/pub_F004_ELT_Creativity_FINAL_v2%20WEB.pdf





Tel. +420 731 451 732

jarmila.tomanova@venturesbooks.com